




6367

REF. #	PART #	QTY	DESCRIPTION
			* PART OF 7708 BOLT BAG
1	7700	1	PUSHPLATE - DRIVER'S SIDE
2	7701	1	PUSHPLATE - PASSENGER'S SIDE
3	1510	1	PUSHBEAM (26-7/8 OAL)
4	5528	1	CYLINDER PROTECTOR
5	5020	2	HEADGEAR BRACE
6	3	1	CONNECTING PIN RELEASE
7	6920	2	CONNECTING PIN ASSEMBLY
8	6815	2	LATCH PIN W/HANDLE
9	821	2	* SPRING
10	4289	2	* 3/4 X 1-7/8 MACHINE PIN
11	90658	2	* 5/32 X 1-1/4 COTTER PIN
12	90174	6	* 7/16 X 1-1/4 (NC) GR.5 CAPSCREW
13	90210	6	* 1/2-13 X 1-1/2 (NC) GR.5 CAPSCREW
14	90575	4	* 1/2-13 X 1-1/4 (NC) GR.5 CAPSCREW
15	5005	2	* BEAM BOLT - 5/8 X 1-1/2 (NC) GR.2 DRILLED
16	90337	10	* 1/2 (NC) NUT
17	90446	2	* 5/8 (NC) SLOTTED NUT
18	90364	10	* 1/2 LOCKWASHER
19	90572	2	* 1/2 GR.8 FLATWASHER
20	90317	6	* 7/16 FLATWASHER
21	90012	2	* 3/16 X 1-3/4 COTTER PIN
22	90601	2	* 1/4 X 1-1/2 COTTER PIN
	A6061	1	DASH BRACKET BAG

FASTENER TORQUE (FT-LB)			
DIAMETER- THREADS PER INCH	GRADE DESIGNATION		
			
	GRADE 2	GRADE 5	GRADE 8
1/4 - 20	6	9	13
5/16 - 18	11	18	28
3/8 - 16	19	31	46
7/16 - 14	30	50	75
1/2 - 13	45	75	115
9/16 - 12	66	110	165
5/8 - 11	93	150	225
3/4 - 10	150	250	370
7/8 - 9	150	378	591
1 - 8	220	533	893