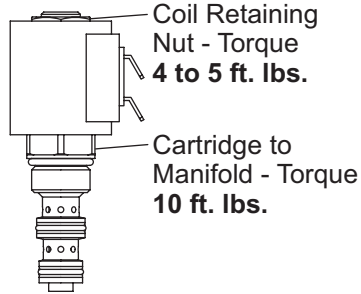


COIL/CARTRIDGE INSTALLATION INSTRUCTIONS

NOTE: Excessive torque will damage or affect performance of cartridge.

Lubricate seals with recommended hydraulic fluid before installation.



Lit. No. 13501

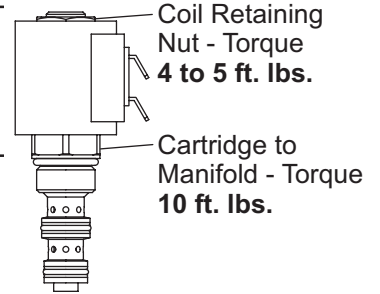
Printed in USA

January 26, 2005

COIL/CARTRIDGE INSTALLATION INSTRUCTIONS

NOTE: Excessive torque will damage or affect performance of cartridge.

Lubricate seals with recommended hydraulic fluid before installation.



Lit. No. 13501

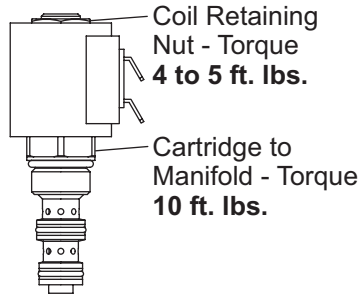
Printed in USA

January 26, 2005

COIL/CARTRIDGE INSTALLATION INSTRUCTIONS

NOTE: Excessive torque will damage or affect performance of cartridge.

Lubricate seals with recommended hydraulic fluid before installation.



Lit. No. 13501

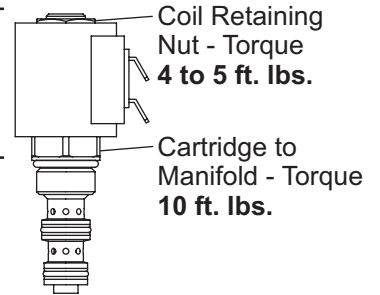
Printed in USA

January 26, 2005

COIL/CARTRIDGE INSTALLATION INSTRUCTIONS

NOTE: Excessive torque will damage or affect performance of cartridge.

Lubricate seals with recommended hydraulic fluid before installation.



Lit. No. 13501

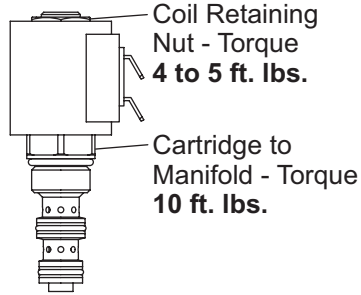
Printed in USA

January 26, 2005

COIL/CARTRIDGE INSTALLATION INSTRUCTIONS

NOTE: Excessive torque will damage or affect performance of cartridge.

Lubricate seals with recommended hydraulic fluid before installation.



Lit. No. 13501

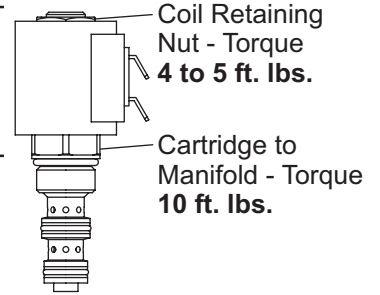
Printed in USA

January 26, 2005

COIL/CARTRIDGE INSTALLATION INSTRUCTIONS

NOTE: Excessive torque will damage or affect performance of cartridge.

Lubricate seals with recommended hydraulic fluid before installation.



Lit. No. 13501

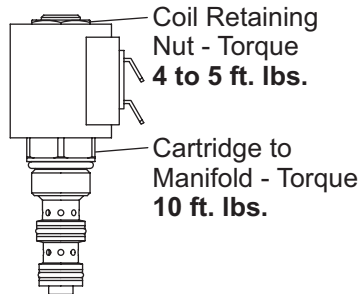
Printed in USA

January 26, 2005

COIL/CARTRIDGE INSTALLATION INSTRUCTIONS

NOTE: Excessive torque will damage or affect performance of cartridge.

Lubricate seals with recommended hydraulic fluid before installation.



Lit. No. 13501

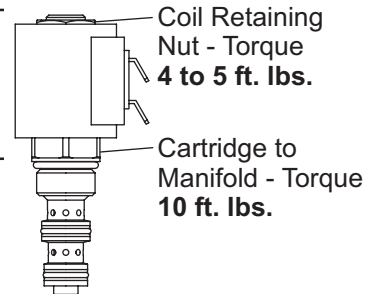
Printed in USA

January 26, 2005

COIL/CARTRIDGE INSTALLATION INSTRUCTIONS

NOTE: Excessive torque will damage or affect performance of cartridge.

Lubricate seals with recommended hydraulic fluid before installation.



Lit. No. 13501

Printed in USA

January 26, 2005