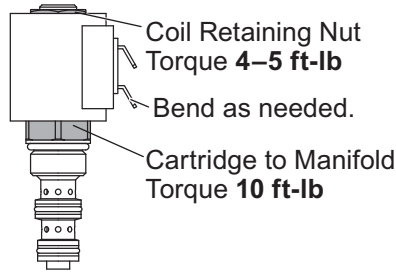


COIL/CARTRIDGE INSTALLATION INSTRUCTIONS

(For Straight Blade Applications)

Excessive torque will damage and affect performance of cartridge.

Lubricate seals with recommended hydraulic fluid before installation.



Lit. No. 43985, Rev. 00

Printed in U.S.A.

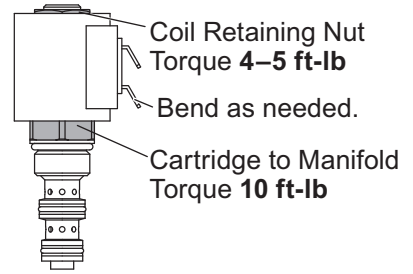
January 1, 2011

COIL/CARTRIDGE INSTALLATION INSTRUCTIONS

(For Straight Blade Applications)

Excessive torque will damage and affect performance of cartridge.

Lubricate seals with recommended hydraulic fluid before installation.



Lit. No. 43985, Rev. 00

Printed in U.S.A.

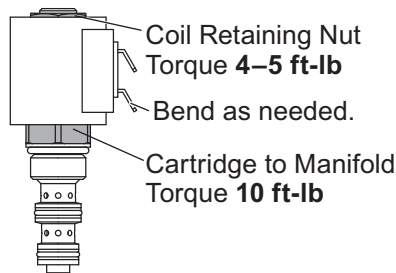
January 1, 2011

COIL/CARTRIDGE INSTALLATION INSTRUCTIONS

(For Straight Blade Applications)

Excessive torque will damage and affect performance of cartridge.

Lubricate seals with recommended hydraulic fluid before installation.



Lit. No. 43985, Rev. 00

Printed in U.S.A.

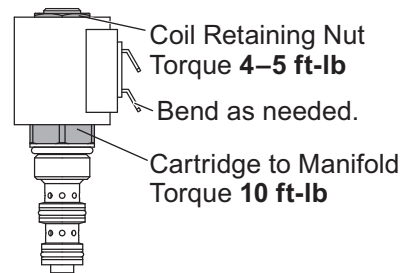
January 1, 2011

COIL/CARTRIDGE INSTALLATION INSTRUCTIONS

(For Straight Blade Applications)

Excessive torque will damage and affect performance of cartridge.

Lubricate seals with recommended hydraulic fluid before installation.



Lit. No. 43985, Rev. 00

Printed in U.S.A.

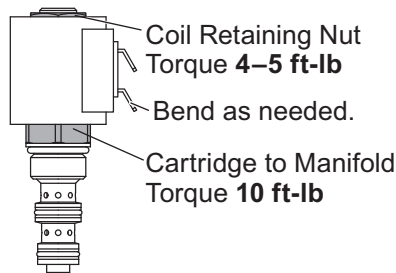
January 1, 2011

COIL/CARTRIDGE INSTALLATION INSTRUCTIONS

(For Straight Blade Applications)

Excessive torque will damage and affect performance of cartridge.

Lubricate seals with recommended hydraulic fluid before installation.



Lit. No. 43985, Rev. 00

Printed in U.S.A.

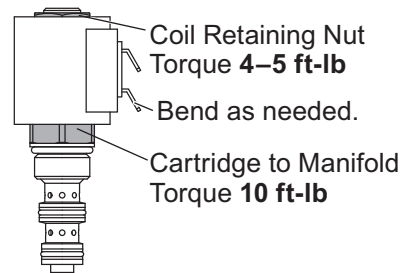
January 1, 2011

COIL/CARTRIDGE INSTALLATION INSTRUCTIONS

(For Straight Blade Applications)

Excessive torque will damage and affect performance of cartridge.

Lubricate seals with recommended hydraulic fluid before installation.



Lit. No. 43985, Rev. 00

Printed in U.S.A.

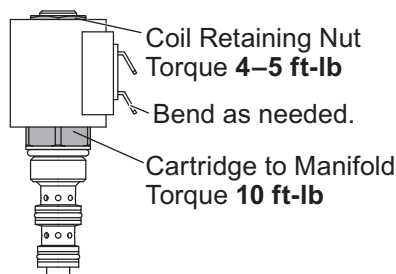
January 1, 2011

COIL/CARTRIDGE INSTALLATION INSTRUCTIONS

(For Straight Blade Applications)

Excessive torque will damage and affect performance of cartridge.

Lubricate seals with recommended hydraulic fluid before installation.



Lit. No. 43985, Rev. 00

Printed in U.S.A.

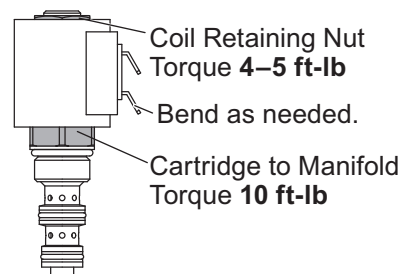
January 1, 2011

COIL/CARTRIDGE INSTALLATION INSTRUCTIONS

(For Straight Blade Applications)

Excessive torque will damage and affect performance of cartridge.

Lubricate seals with recommended hydraulic fluid before installation.



Lit. No. 43985, Rev. 00

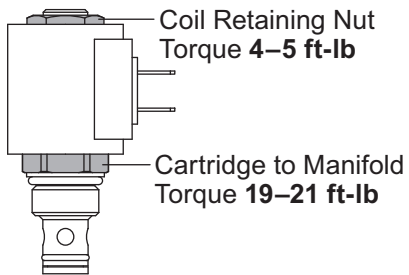
Printed in U.S.A.

January 1, 2011

COIL/CARTRIDGE INSTALLATION INSTRUCTIONS

(For Hinged Blade Applications)

Excessive torque will damage and affect performance of cartridge.



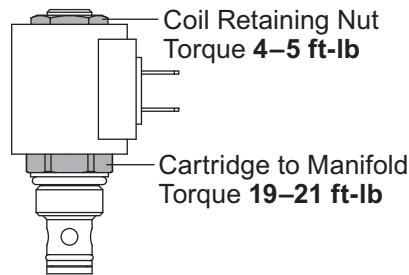
Lubricate seals with recommended hydraulic fluid before installation.

Lit. No. 43985, Rev. 00 Printed in U.S.A. January 1, 2011

COIL/CARTRIDGE INSTALLATION INSTRUCTIONS

(For Hinged Blade Applications)

Excessive torque will damage and affect performance of cartridge.



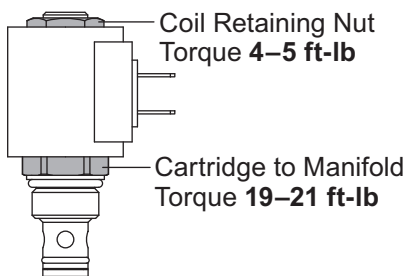
Lubricate seals with recommended hydraulic fluid before installation.

Lit. No. 43985, Rev. 00 Printed in U.S.A. January 1, 2011

COIL/CARTRIDGE INSTALLATION INSTRUCTIONS

(For Hinged Blade Applications)

Excessive torque will damage and affect performance of cartridge.



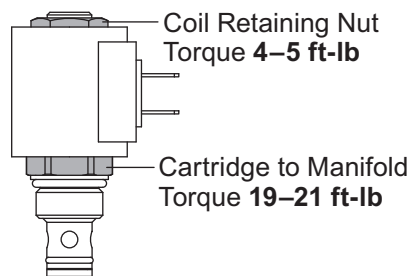
Lubricate seals with recommended hydraulic fluid before installation.

Lit. No. 43985, Rev. 00 Printed in U.S.A. January 1, 2011

COIL/CARTRIDGE INSTALLATION INSTRUCTIONS

(For Hinged Blade Applications)

Excessive torque will damage and affect performance of cartridge.



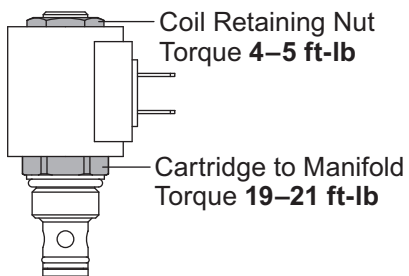
Lubricate seals with recommended hydraulic fluid before installation.

Lit. No. 43985, Rev. 00 Printed in U.S.A. January 1, 2011

COIL/CARTRIDGE INSTALLATION INSTRUCTIONS

(For Hinged Blade Applications)

Excessive torque will damage and affect performance of cartridge.



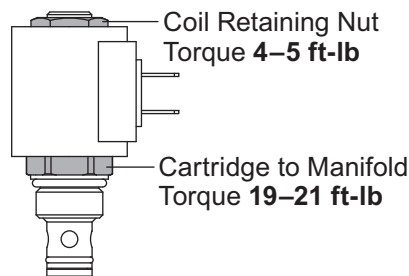
Lubricate seals with recommended hydraulic fluid before installation.

Lit. No. 43985, Rev. 00 Printed in U.S.A. January 1, 2011

COIL/CARTRIDGE INSTALLATION INSTRUCTIONS

(For Hinged Blade Applications)

Excessive torque will damage and affect performance of cartridge.



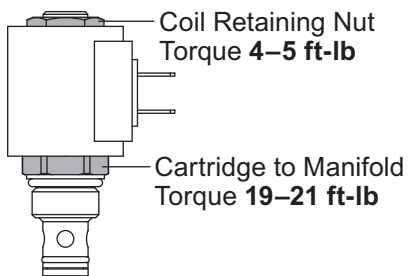
Lubricate seals with recommended hydraulic fluid before installation.

Lit. No. 43985, Rev. 00 Printed in U.S.A. January 1, 2011

COIL/CARTRIDGE INSTALLATION INSTRUCTIONS

(For Hinged Blade Applications)

Excessive torque will damage and affect performance of cartridge.



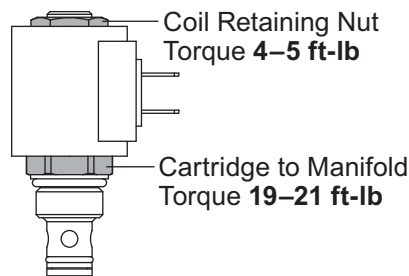
Lubricate seals with recommended hydraulic fluid before installation.

Lit. No. 43985, Rev. 00 Printed in U.S.A. January 1, 2011

COIL/CARTRIDGE INSTALLATION INSTRUCTIONS

(For Hinged Blade Applications)

Excessive torque will damage and affect performance of cartridge.



Lubricate seals with recommended hydraulic fluid before installation.

Lit. No. 43985, Rev. 00 Printed in U.S.A. January 1, 2011